

**WEST SOUND UTILITY DISTRICT  
RESOLUTION 545-15**

**A RESOLUTION OF THE  
WEST SOUND UTILITY DISTRICT BOARD OF COMMISSIONERS  
AMENDING SEWER RATES POLICIES AND PROCEDURES**

**WHEREAS**, RCW 57.08 authorizes water and sewer districts to establish water and sewer rates; and

**WHEREAS**, the District Board of Commissioners adopted Resolution 538-15 on February 17, 2015, which modified water and sewer rates, policies and procedures; and

**WHEREAS**, the District desires to update the sewer rates policy and procedures pertaining to property subject to connection charges; NOW, THEREFORE,

**THE BOARD OF COMMISSIONERS OF WEST SOUND UTILITY DISTRICT  
HEREBY RESOLVES:**

**Section 1.** The Board of Commissioners hereby amends Section 2 of Resolution 538-15 to read as follows:

“Section 2. Sewer Connection Charges and Fees

1. Property Subject to Connection Charges. Owners of real property within or outside the District seeking to connect improvements on their real property to the District’s sewer system shall pay, as a condition of the District’s grant of the right to so connect, connection charges as established in this resolution and latecomer reimbursement amounts as required by reimbursement contract or District resolution, so the real property owner bears an equitable share of the cost of the District’s sewer system. In addition, the property owner may also be required by the District to pay the cost of making any such connection. Owners of real property within or outside the District changing or expanding the use of such real property or modifying the buildings on such real property shall pay connection charges established in this resolution for the change in use at the District rates in effect at the time of the change in use. These fees shall be paid at the time of issuance of the sewer connection permit.

2. Calculating Sewer general facilities charges. The District shall impose a sewer general facility charge (GFC) based on the rate schedule listed under Exhibit “A”. Guest houses and/or accessory dwelling units (as defined by Kitsap County Zoning Ordinance) or any accessory building with a kitchen when they are located on the same tax lot as a single family residence served by West Sound Utility District will be assessed a GFC based on the charges as set forth in Exhibit “A” calculated at 0.5 ERU.

The method/formula for determining the basic general facilities charge adjustment shall be: (basic GFC/ERU) x (number of ERUs) = total GFC. The below assignment of equivalent residential units to classes of service shall be used. The ERU assignment shall be applied on a proportionate basis. “Equivalent residential unit (ERU)” means a unit of measurement to determine general facility charges and shall be based on 200 gallons per day of domestic wastewater with a strength of 250 mg/l of BOD<sub>5</sub> and TSS (denoting total suspended solids) and an ammonia concentration of 25 mg/l and oil and grease concentration of 10 mg/l.

The fee for connection to the District sewer system shall be assessed per equivalent residential unit (ERU) as defined above. All commercial, institutional, and industrial users discharging domestic sewage shall pay the general facility charge per ERU for the amount of sewage that would be discharged to the District

sewer system at full use of the intended facility or building. The general facility charges per ERU are specified in the following list. This list shall be used in determining the number of ERUs for the building unless the applicant has a minimum of three previous years of water meter records at their present location that would more accurately reflect the waste load generated by the facility. The District engineer may choose to use the data submitted rather than determining the number of ERUs from the list. All ERU calculations used to determine general facility charges shall be carried to the nearest 0.01 ERU.


|                          |                                      |
|--------------------------|--------------------------------------|
| Single-family residence  | 1.0 ERU per unit                     |
| Multifamily residence    | 0.75 ERU per unit                    |
| Accessory dwelling units | 0.5 ERU                              |
| Retail                   | 1.0 ERU per 1,000 sq/ft of building  |
| Restaurant               | 0.14 ERU per occupant load           |
| Assembly                 | 0.08 ERU per occupant load           |
| Office                   | 0.8 ERU per 1,000 sq/ft of building  |
| Industrial domestic      | 0.1 ERU per 1,000 sq/ft of building  |
| High cubed warehouse     | 0.03 ERU per 1,000 sq/ft of building |
| Mobile home park         | 1.0 ERU per space                    |
| Motel                    | 0.5 ERU per room                     |
| Service station          | 4.0 ERU per pump                     |
| Assisted Care Facility   | 0.5 ERU per living unit              |
| <b>Church</b>            | <b>1.0 ERU per 150 seats</b>         |


Industrial waste loads shall pay a general facility charge based on the number of ERUs, since industrial wastes are different in strength and composition. Four parameters in the definition of an ERU shall be weighted as follows in calculating the number: Flow, five-day BOD and TSS shall each be weighted at 0.3 and ammonia shall be weighted at 0.1 times ERUs of the projected flow.”


**APPROVED and ADOPTED** by the Board of Commissioners of West Sound Utility District at a Board meeting scheduled on April 20, 2015.

**WEST SOUND UTILITY DISTRICT**

Kitsap County, Washington

  
 \_\_\_\_\_  
 Jerry Lundberg  
 Chairperson

  
 \_\_\_\_\_  
 Susan Way  
 Vice Chairperson

  
 \_\_\_\_\_  
 James J. Hart  
 Secretary